



EV Charging Considerations for Georgia

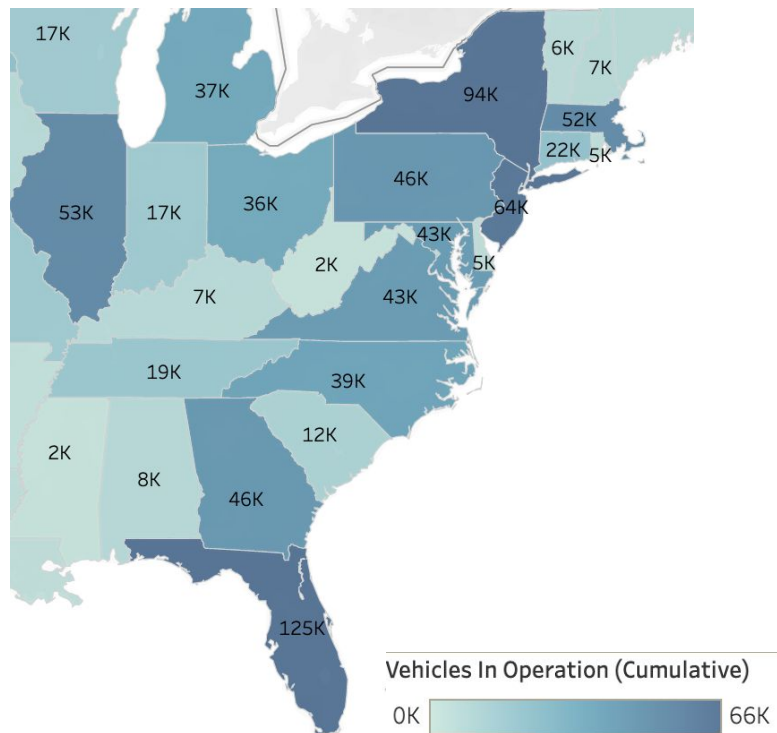
Ben Kessler, Public Policy Manager - Southeast

October 3, 2022

Prepared for



The Future of Mobility Is Electric

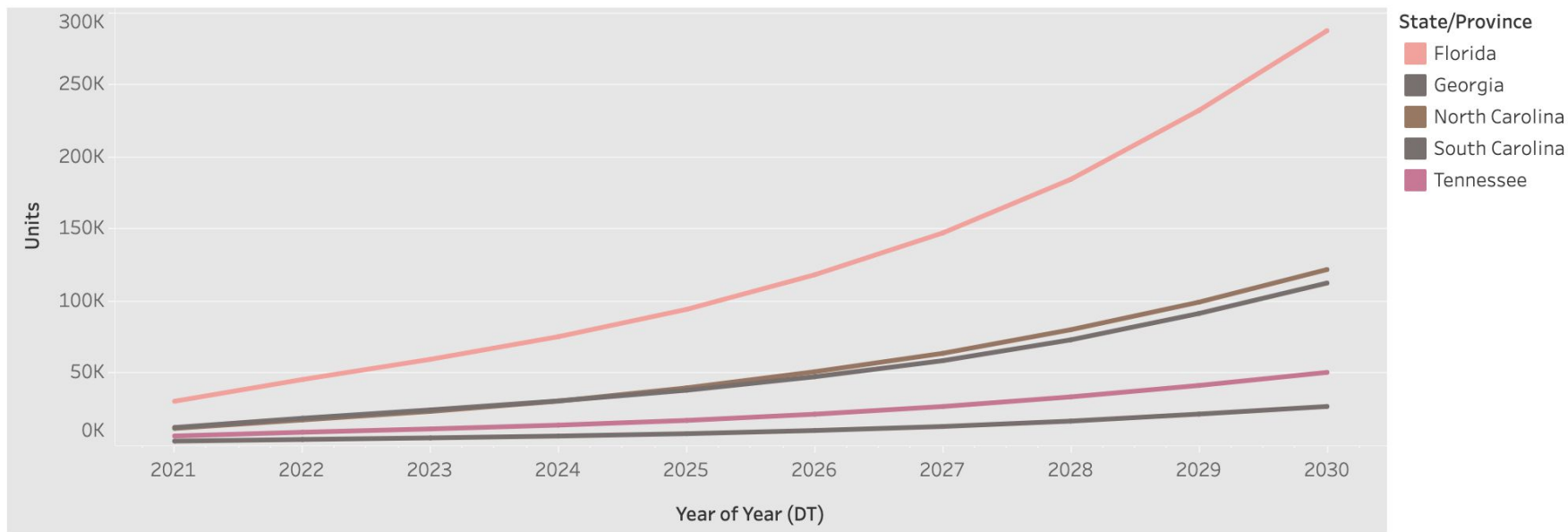


Georgia EV Announcements:

- Rivian: \$5bil, 7,500 jobs
- SK Innovation: \$2.6bil, 2,600 jobs
- Hyundai: \$5.54bil, 8,100 jobs

Recent EV Related Investments in Georgia			
Company	County	Product	Year
Rivian	East Atlanta Megasite	EV OEM	2021
SK Innovation	Jackson	Electric vehicle batteries	2018 & 2020
Aurubis	Augusta-Richmond	Recycling copper for use in EV batteries	2021
Aspen Aerogels	Bulloch	Aerogel thermal barrier solutions	2022
GEDIA	Whitfield	Stamped parts for MBUSA EV	2020
EnChem	Jackson	Battery electrolyte	2020
Ascend Elements	Newton	Lithium-ion battery recycling	2022
Duckyang	Jackson	Modules and storage systems to SK	2021
Hyundai TRANSYS	Troup	Seats for EV manufacturers	2021
TEKLAS	Gordon	Mfg/R&D engine parts for EV	2020
Heliox	Fulton	E-mobility charging stations	2021
EcoPro	Fulton	Battery cathode material	2020
Dongwon Tech	Hall	Duct manufacturing for SK	2020
Plug Power	Camden	Liquid hydrogen for fuel cell EV fleets	2021
Wonbang Tech	Gwinnett	Clean rooms for battery manufacturing	2020
Hyundai Sungwoo Solite	Fulton	Batteries for vehicles	2019

The Future of Mobility Is Electric



2021 Georgia Annual EV Sales: ~12,000

2022: ~18,300

2026: ~50,600

2030: ~112,150

Guidehouse/Navigant

We Make Electric Easy for You

54%

of Fortune 500
companies use
ChargePoint*

-chargepoint+

Separately Owned and Operated
Places to Charge...



Reliable hardware, software and
services designed to work together

Delivered in One
Network for Drivers...




4.5★
13.8K reviews

500K+
Downloads

E
Everyone

Integrated with Ecosystem Platforms
for a Convenient, Seamless Experience



Apple CarPlay



androidauto



WORKS WITH
amazon alexa

VOYAGER



Apple, Google, Amazon, fleet
platforms and more

*2021 Fortune 500 list

Unrivaled Network Reach

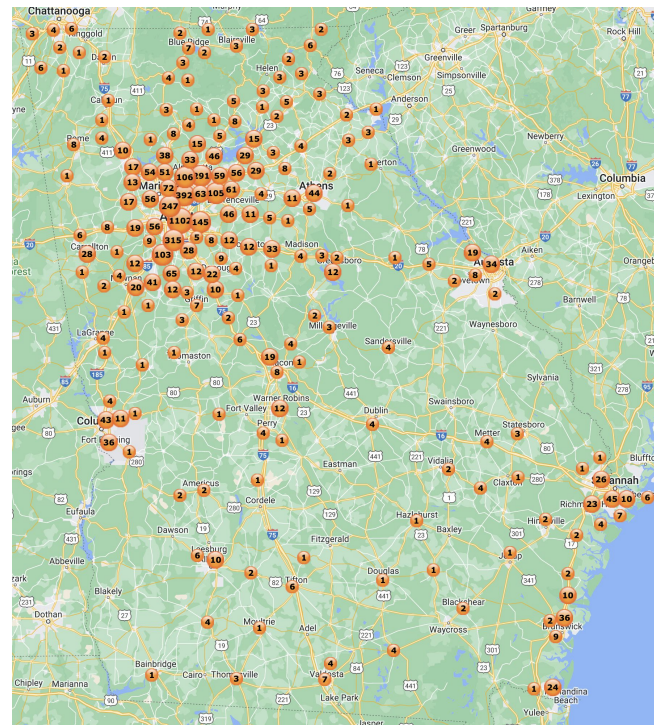
200,000+ activated ports | **11,500+** activated DC ports
355,000+ ports accessible via roaming integrations



A leader in North America all-purpose charging

- + Operating across verticals
- + \$5 Billion Market Cap
- + ~1,700 Employees
- + Integrated into where people live, work, play

*As of September 2022. "Activated" ports are installed and activated on our network.

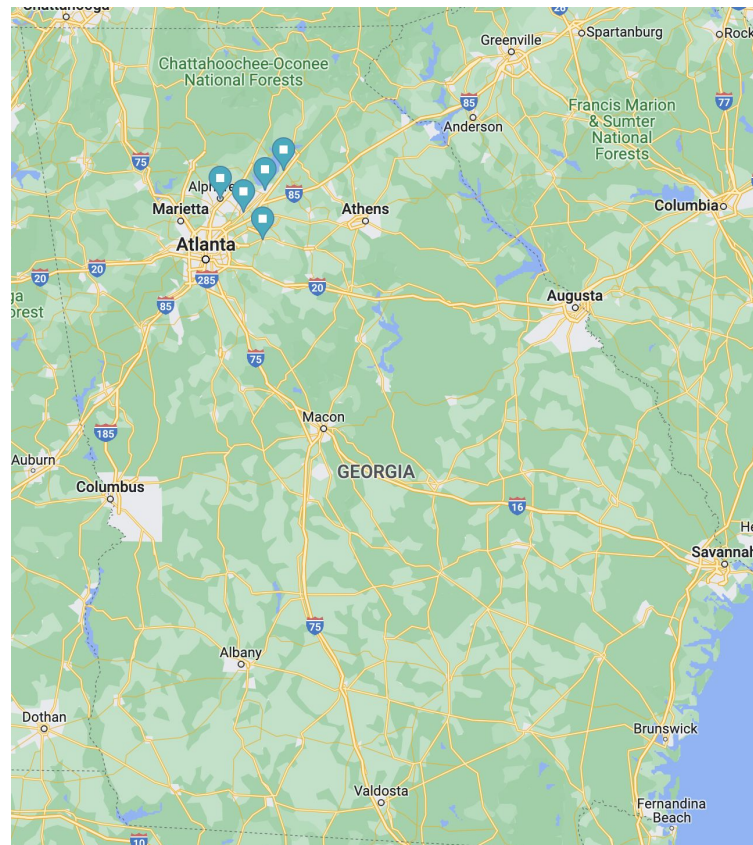


Georgia Market:

- + ~5,000 Total Ports, ~2100 Commercial/Public Ports
- + Partnerships with convenience and fueling retailers, stores, municipal, and utilities

ChargePoint is Local! Our Vendors in Georgia

- NextStar Communications - Duluth, GA
- Stanton Electric - Oakwood, GA
- Blue1USA - Buford, GA
- Craft Electric - Snellville, GA
- MySupplier - Alpharetta, GA



ChargePoint Is Ready for NEVI

Workforce Development

- ChargePoint has Partnered with the National Electrical Contractors Association
- Develop training programs for electrical contractor members

Buy America

- Shoring up domestic suppliers and clarifying definitions for Buy America
- Expanded manufacturing facility will be able to produce 10,000 DCFC dispensers and 10,000 Level 2 chargers by 2026.

Cyber Security

- ChargePoint has unrivaled cybersecurity protection on hardware and software solutions
- Meeting ISO Certificates - manufacturing, SOC-2 – cloud, PCI DSS – payment



Case Studies: Georgia Charging Stations

Economic Development and Tourism

Siting Charging Stations

Keep Driver Experience in Mind

- Amenities
- Safety & Security
- Points of Interest/Traffic Corridors
- Restrooms

+ County - CANYON
 + Parcel - RXXXXXXXXXXXXX
 + Owner - XXXXX XXXX LLC
 + Utility - IDAHO POWER

Equipment: 4x Express Plus Power Link Chargers

1. Existing Utility 208V xfrmr
2. Proposed NEW Utility 480V xfrmr - Chargers
3. New Meter, 1400amp Secondary + (4) Power Blocks
4. 5 Parking Stalls / 4 Dispensers w/ 12'8 ADA accessible Stall & 5' Access Aisle
5. Tie in Path of travel accessibility



Think of ways you can support your community with economic engagement

- Main Street
- Parks and Tourism
- Mixed Use Developments



Generating EV Charging Investments in Georgia

Diving into kwh pricing, utility programs, fleet, multifamily

Charging by the kwh

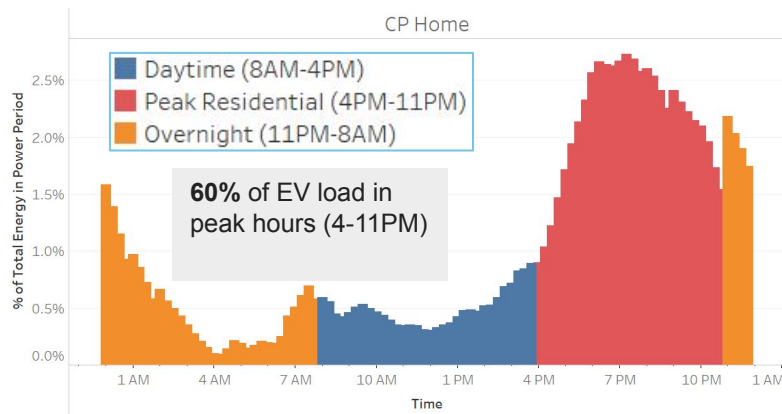
- EV charging site hosts are not competing with utilities
- Convience and fueling, car dealerships and others are providing a value-added service
 - Same as a laundromat
- Federal Highway Administration Proposed Rulemaking
 - NEVI program
- Pricing of EV charging service allows competition among site hosts

Model	Max Charge Rate (kW)	EVSE Power Capacity (kW)	Time to Charge 0-80%	Cost at \$.25/min
Chevy Bolt	55kW	150kW	70min	\$17.5
Polestar 2	155kW	150kW	32min	\$8

Load Management

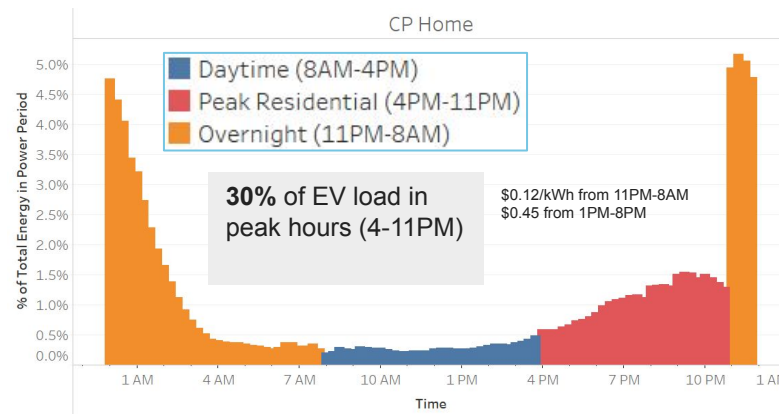
- + Evaluating commercial rates tailored to support DC fast charging applications
- + Utilizing EV TOU rates or DR capabilities in the home to encourage off peak charging

King County, WA



Customers charge when they arrive home.
Peak charging at 6 – 8 pm.

Santa Clara County, CA



EV TOU rates delay peak charging until 11pm.

Medium and Heavy-Duty Fleets

Support Freight and Port activity

- Major Commercial and Industrial have sustainability goals
- 5,000+ commercial customers electrifying

Lead by Example: Government Fleets

Charging behavior is different than Light-Duty

- “Behind-the-Gate”/Depot Charging
- Real estate considerations

Make Ready and Demand Charges for fleets



Multi-Family and Single Family



~80% of EV charging happens at home or work on Level 2

Opportunity for Make-Ready Programs and Building Codes

Adopting language to support laying conduit and wiring at building construction

Home Charging enables confidence



Let's Summarize

What's important

- EVs are coming and EV charging is part of the local ecosystem
- EV charging supports economic goals and tourism
- Pricing by kWh enables certainty for site hosts and investors
- Time of Use rates can provide beneficial electrification
- Fleets will play a critical role in freight competitiveness
- Multifamily dwellings benefit from code updates to include EV charging readiness

Thank You

Ben Kessler

Public Policy Manager, Southeast/Mid-Atlantic

Ben.Kessler@ChargePoint.com

+1.803.766.6527

EV Infrastructure Revenue

- EV drivers should pay their fair share, but not be penalized
- 2022 Polestar 2:
 - 89mpge
 - 18,334 miles/year
 - \$210.96 Annual registration fee
- 2022 Chevy Malibu Hybrid
 - 18,334miles/year
 - 49mpg combined
 - \$0.291 gas tax/gal
 - \$108.88 Annual fuel tax

Comparing Alternatives

Option	Drivers: Width, Weight, Miles	Administrative Efficiency	Emissions Efficiency	Interstate Cost Recovery
Gas and diesel tax	High	High	Low	High
Annual fixed fee	Low	High	Low	Low
Annual fee adjusted by width and weight	Medium	High	Medium	Low
Annual fee based on battery capacity	Medium	High	Medium	Low
VMT uniform per mile driven	Low	Medium	Low	Low
VMT adjusted by width and weight	High	Medium	Medium	Low
Electricity tax—dumb charging and rates	High	Low	Medium	High
Electricity tax—smart charging and rates	High	Medium	High	High

Regulatory Assistance Project (RAP)[®]

36