

Proposed Residence upon Prison Release Data

January 2017 thru October 2017



GEORGIA
DEPARTMENT OF CORRECTIONS

Presented by:
Jay Sanders, Asst. Commissioner
Inmate Services
Georgia Department of Corrections

Mission:

Protect the public by operating secure and safe facilities while reducing recidivism through effective programming, education and healthcare.

Departmental Overview

Facts:

- 8th in overall state population
- 4th in overall prison population
- 52,000+ felons incarcerated
- Corrections budget - \$1.2 billion

FY 17 Stats:

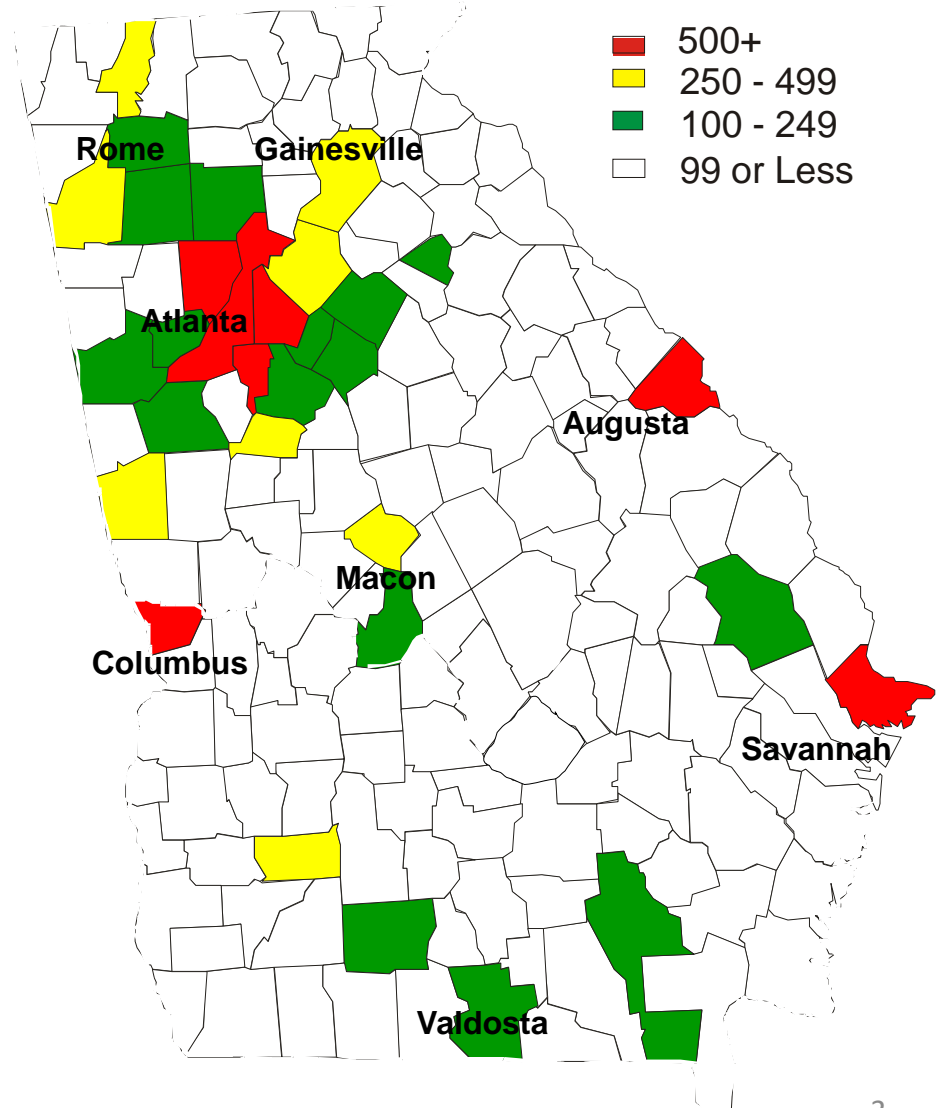
- 17,023 inmates were admitted
- 16,458 inmates were released

Total Life Sentences - 8,975

- Life W/ Parole – 7,643
- Life W/O Parole – 1,332

98% of all Georgia inmates are eligible for release and will return to the community at some point

Where offenders are released annually:





33 State Prisons/Prison Units

- 39,054 beds
- 29 male, 4 female



4 Private Prisons

- 7,918 beds
- Medium and lower security males



21 County Prisons/Correctional Institutions



13 Transitional Centers

- 11 male, 2 female



7 Probation Detention Centers:

- Length of stay between 60-120 days



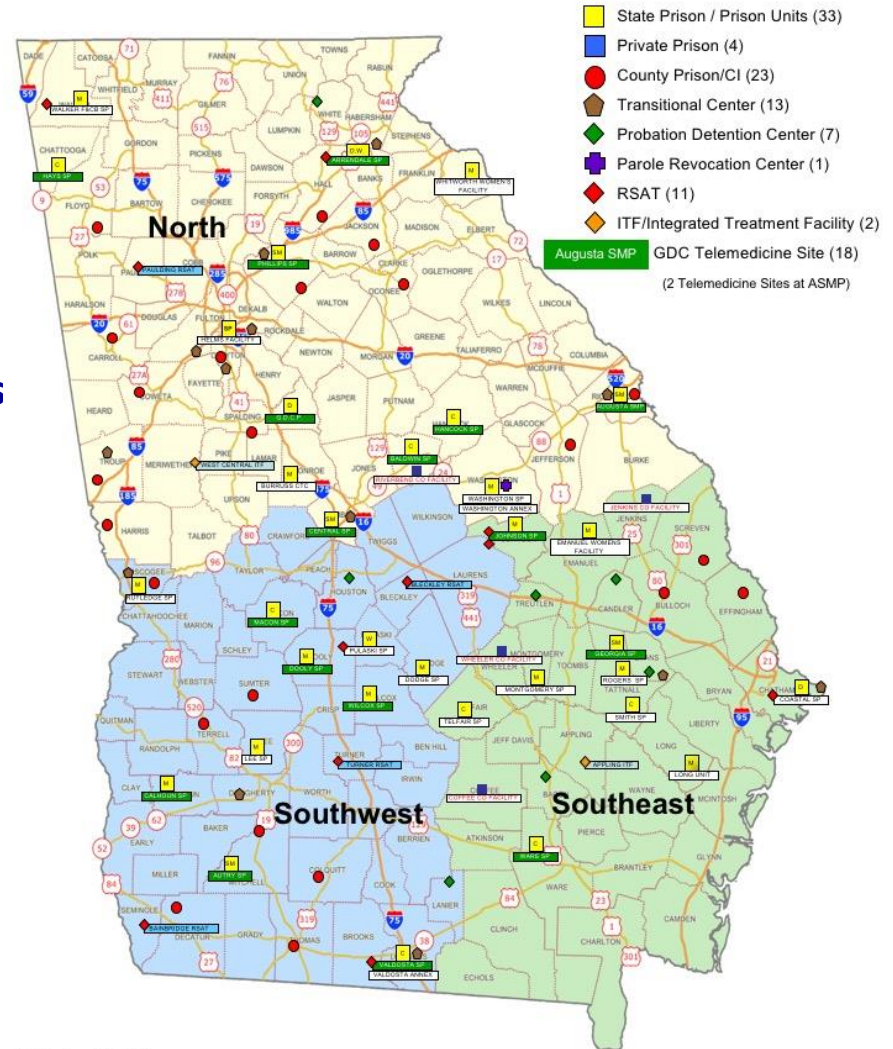
11 Residential Substance Abuse Treatment Centers (RSAT)



2 Integrated Treatment Facilities (ITF)

- Length of stay between 6-9 months

**Georgia Department of Corrections
Facilities Map**



Updated as of 9.01.16

Residence and Economic Stability Factors (RESF) Questionnaire

- Administered at Diagnostics
- Over 6,000 administered since January 2017
- Questions about their living arrangements
 - Prior to admission
 - Upon release
- Male respondents only for the information presented here
- 5,540 represented in this data

Where are you or will you be living upon release from prison?

- House or home that I owned
- House or apartment that I was renting or leasing from someone else
- House or apartment owned by someone else (family or friend)
- Extended stay hotel*
- Rooming house*
- Treatment program or hospital*
- Moving from place to place – no stable place to live*
- Shelter*
- The streets*
- Other*

* Defined as a less than optimal living arrangement

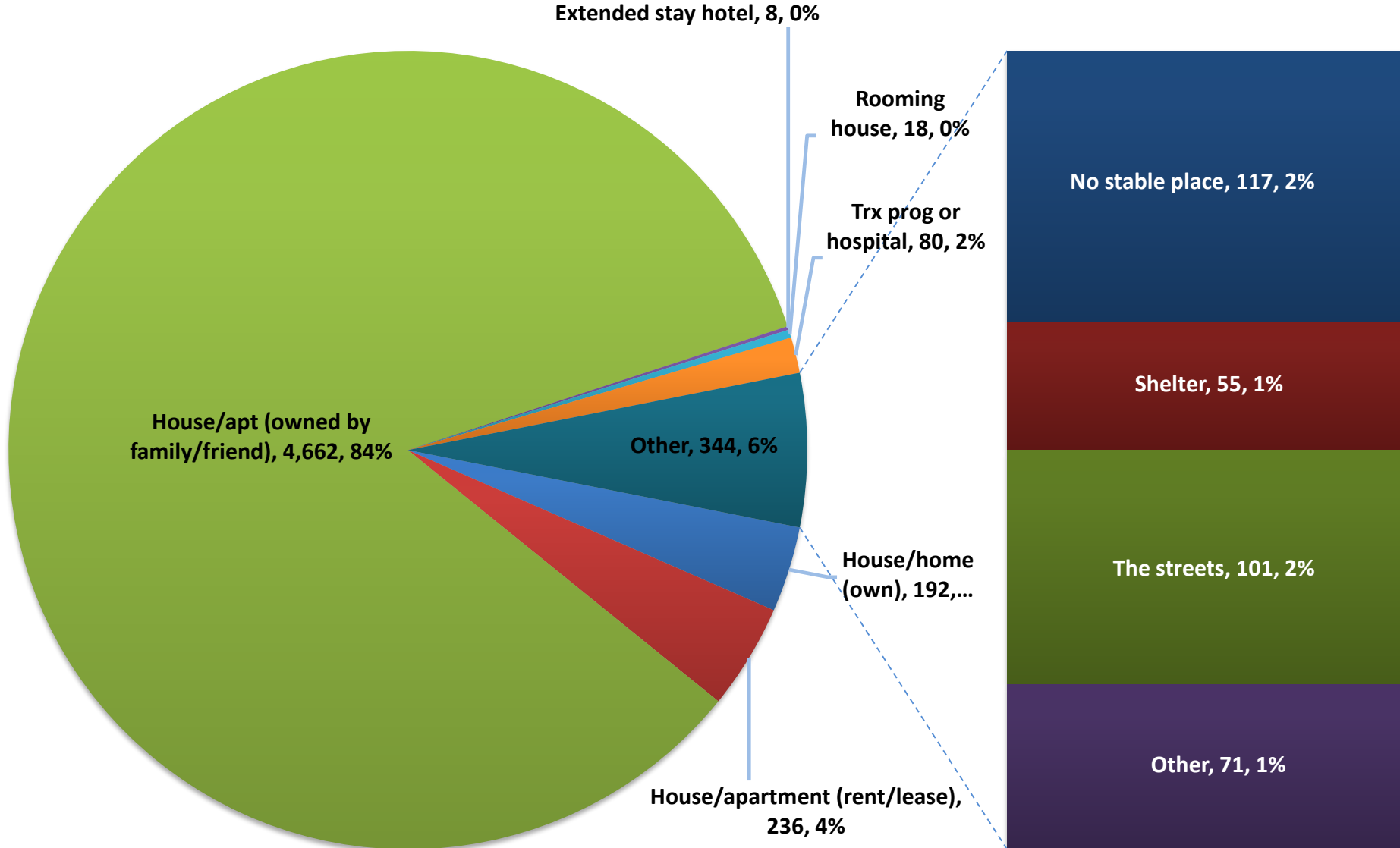
5,540 Respondents – 450 defined as problem residence (8%)

Where are you or will you be living upon release from prison?

- House or home that I owned – 192 (4%)
- House or apartment that I was renting or leasing from someone else – 236 (4%)
- House or apartment owned by someone else (family or friend) – 4,662 (84%)
- Extended stay hotel* - 8 (<1%)
- Rooming house* - 18 (<1%)
- Treatment program or hospital* - 80 (2%)
- Moving from place to place – no stable place to live* - 117 (2%)
- Shelter* - 55 (1%)
- The streets* - 101 (2%)
- Other* - 71 (1%)

* Defined as a less than optimal living arrangement

RESF Breakdown



Problem Residence at Release by Age

